GLOBAL GROWTH. ENGINEERED.

Best practices for implementing a scalable subscription management system in B2B SaaS

Lessons from collaboration between fram^ (part of IPS Group) and leading European SaaS companies

---

15.05.2025

iPS

GLOBAL GROWTH. ENGINEERED.

TABLE OF CONTENT

1. Executive Summary — Page 1

2. Treat SaaS as a Business Model, Not Just a Tech Product — Page 4

3. Subscription + Self-Service: The Self-Reinforcing Growth Engine - “Growth Flywheel” — Page 11

4. Translating Strategy into Architecture: Turning Pillars into Code — Page 13

5. Two-Layer Architecture: Designed for Agility and Scale — Page 16

iPS

GLOBAL GROWTH. ENGINEERED.

6. Compliance and Tenant Isolation Page 26

7. Observability & Revenue Intelligence Page 34

8. From Monolith to Momentum: Personio's Subscription Transformation Page 39

9. Build vs. Buy vs. Co-Build: How to Choose the Right Path for Your Subscription Engine Page 42

10. The 12-Month Co-Build Roadmap Page 47

GLOBAL GROWTH. ENGINEERED.

11. Future-Proofing SaaS Monetization Page 53

12. Why fram^ & IPS Group Page 59

13. Conclusion — Your Subscription Layer Is the Valuation Lever Page 62

Appendix A Page 65

Appendix B Page 69

GLOBAL GROWTH. ENGINEERED.

1. Executive Summary

Subscription complexity is the silent killer of Software-as-a-Service (SaaS) scaling. As SaaS companies race to expand across segments, geographies, and pricing models, many find themselves shackled to legacy billing systems—rigid, opaque, and expensive to maintain. These monolithic platforms quietly absorb up to 40% of engineering capacity, slow onboarding, and introduce invoicing errors that are 3–5% off target—leakage that directly impacts **annual recurring revenue (ARR)**[1], **net revenue retention (NRR)**[2], and customer trust.

Across the industry, the stakes are rising. Median monthly recurring revenue (MRR) expansion among 34,000 SaaS firms has dropped to 6.2%, and only 13% will ever break the €10 million ARR ceiling. In this environment, the ability to adapt pricing, automate onboarding, and operate with precision isn't just a nice-to-have—it's a survival trait.

One European SaaS company faced these exact challenges. In 2016, their internal billing system—built on a single PHP monolith—was under strain from double-digit daily deployments, a few ten-of thousands euros in monthly infrastructure costs, and onboarding timelines stretching past days into weeks. Engineering time was split between core product development and firefighting billing issues and untangling billing logic.

By 2024, after transformation in one of our flagship projects, the new microservice architecture enabled scaling past tens-of-thousands customers, cut onboarding time from days to hours, improved invoice accuracy close to 100% and contributed to sustained multi-billion-euro valuation growth. The transformation came through a full platform rebuild, co-developed with fram^, that delivered a modular, regionally compliant, telemetry-driven subscription engine designed for rapid growth and operational clarity.

This whitepaper details that transformation and turns it into an actionable playbook for CTOs, CEOs, and product leaders navigating similar inflection points.

GLOBAL GROWTH. ENGINEERED.

You'll learn how to:

- Deconstruct a legacy monolith into scalable microservices using Laravel, Kotlin, and React—without downtime.
- Accelerate time-to-first-value by automating onboarding flows and **tenant**[3] (customer) provisioning.
- Implement real-time usage metering and follow pre-defined tax logic, enabling precise invoicing and pricing flexibility across global markets.
- Unify observability, product analytics, and revenue metrics into a single source of truth—empowering finance, product, and customer success to act in sync.
- Drive account expansion through seamless plan upgrades and usage-based feature access controls, without requiring manual intervention.

1. **ARR (Annual Recurring Revenue)** - A normalized view of yearly subscription revenue, used to measure SaaS growth and predictability.
2. **NRR (Net Revenue Retention)** - The percentage of recurring revenue retained from existing customers, including expansions and churn.
3. **Tenant** - customer or organization using a SaaS platform within a shared or isolated environment.

The white paper is built around six core business pillars that underpin high-growth SaaS operations:

- Agility – Ship faster, deploy safely, and iterate continuously
- Operational Efficiency – Scale tenants without bloating headcount or cost
- Frictionless Onboarding – Deliver immediate value and reduce churn risk
- Continuous Innovation – Launch and monetize features on demand
- Real-Time Market Response – Adjust pricing and packaging within a sprint
- Compounding Revenue Growth – Maximize retention and account expansion
- Each pillar ties directly to board-level KPIs—such as gross margin, cost per tenant, MRR growth, and deployment velocity—allowing engineering decisions to be framed in commercial terms.

You'll also gain:

- A 12-month implementation playbook, validated through real deployments, including technical architecture, tooling, phase-by-phase goals, and success metrics.
- A transparent build vs buy vs co-build matrix, comparing speed-to-market, cost of ownership, compliance readiness, and Intellectual Property (IP) control.
- A future-looking lens on monetization, with deep dives into AI-powered usage forecasting, embedded financial services, and feature-level metered billing frameworks that enable granular, scalable upsells.

The bottom line is this:

Subscription infrastructure isn't your backend support—it's your revenue engine. When designed intentionally around business outcomes, it unlocks faster onboarding, smarter pricing, and long-term ARR growth—without slowing down product development.

Whether you're approaching €5 million in ARR or preparing for global expansion, this whitepaper provides the frameworks, technical patterns, and strategic clarity to build a subscription system that scales as fast as your ambition.

|**Up Next**: Discover the six business pillars that connect your subscription infrastructure to strategic growth—and why engineering should start with outcomes, not endpoints.

GLOBAL GROWTH. ENGINEERED.

2. Treat SaaS as a Business Model, Not Just a Tech Product

Why Mindset Beats Microcode

Success in SaaS isn't defined by elegant REST endpoints—it's defined by commercial outcomes. Speed to market, efficient expansion, and high retention are what drive valuation. Code quality matters, but polish alone won't move ARR (Annual Recurring Revenue) or NRR (Net Revenue Retention).

Before diving into system design, it's worth realigning on purpose: architecture should serve the business model. Too often, engineering teams get pulled into optimizing the micro—cleaner code, tighter functions—while critical metrics stagnate and boardrooms ask the one question that doesn't show up in a code review:

> *"Where is the revenue impact?"*

This is where many teams slip. When SaaS is treated as an engineering exercise, it turns into a **feature factory**[1]—high activity, low yield. The product evolves, but the business doesn't. The shift is subtle but powerful: every architectural decision must become a lever for growth. Infrastructure, APIs, and onboarding aren't just technical assets—they're commercial tools, and they should be designed as such.

GLOBAL GROWTH. ENGINEERED.

What Is a Subscription Management System?

A subscription management system is the operational backbone that governs how customers are acquired, activated, billed, upgraded, and retained across their lifecycle. It translates business strategies—such as flexible pricing, rapid onboarding, and regional compliance—into live operational workflows.

When designed correctly, a subscription system becomes more than an underlying logic layer that links billing, customer database, finance etc systems: it becomes a revenue engine that accelerates ARR growth, preserves gross margin, and compounds NRR.

Without it, even great products face friction—leakage, slow expansion, and unpredictable customer lifetime value.

1. **Feature Factory -** A term used to describe engineering teams that focus on shipping features without aligning with business impact

GLOBAL GROWTH. ENGINEERED.

The Six Business Pillars of High-Growth SaaS

To bridge architecture with strategy, we introduce six foundational business pillars. These pillars provide a practical lens for aligning system design with company goals, ensuring that every technical investment contributes to scalable, sustainable growth.

Pillar	Strategic Goal	Metric to Watch
Agility	Ship, learn, and iterate faster than competitors	Release frequency; lead time for change
Operational Efficiency	Ship, learn, and iterate faster than competitors	Release frequency; lead time for change
Frictionless Onboarding	Reduce **Time-to-First-Value (TTV)**[1] for all segments	Median TTV; trial-to-paid conversion rate, Cost to Serve
Continuous Innovation	Enable new plans, add-ons, and regions on demand	% revenue from features released in the last 12 months, **CLTV (Customer life time value)**[2]
Real-Time Market Response	Adjust pricing or packaging within a single sprint	Days from idea to live experiment
Compounding Growth	Maximize Net Revenue Retention (NRR)	NRR; expansion ARR as % total

These six pillars are more than guiding principles—they are the strategic foundation for all decisions that follow. Whether selecting tools, designing data flows, or sequencing backlog priorities, this framework ensures architecture and business performance stay in sync.

Overview of SaaS Billing Models

Let's revisit the core subscription billing models - not just for how they work commercially, but what they require technically.

Each model represents a different way customers perceive value and expect to pay. The role of engineering is to make that monetisation feel native and seamless, regardless of how complex it is under the hood.

Billing Model	Commercial Fit	Engineering Implication
Flat Monthly Subscription	Fixed monthly or annual fee. Simple transparent. Often used in early-stage or SMB-focused SaaS	Straightforward **plan service**[1]. Minimal **metering**[2]. Simple invoice logic
Usage-Based (Pay As You Go)	The customer pays based on actual usage, such as API calls, user, storage, etc. Common in infrastructure, finance and data-heavy platforms	Require real–time metering, event pipelines, and usage aggregation and exact billing cutoffs
Tiers or Volume-Based	Price is tied to the number of users or roles. Works well for HR, collaboration, payroll, or compliance software	Features access controls must be tied to user IDs. Add/remove seat logic. Auto-**proration**[3] support
Seat-Based Licensing	Billed per active user	HR, payroll or collaboration tools
Hybrid Pricing	Base subscription + variable usage or feature unlocks	Enterprise accounts, flexible scaling

Engineering does not just implement these models - it shapes how they feel. If a customer gets surprised by an invoice, your logic is not just broken - it is misaligned with the value perception.

1. **Plan Service** - The backend service that defines, stores, and applies pricing plans for each customer
2. **Metering** - The process of capturing usage data (e.g., API calls, seats used) to calculate billing or enforce limits
3. **Proration** - Adjusting charges when a customer adds/removes users or features mid-billing cycle

Clarify the billing model before you write code

One of the most common pitfalls in SaaS billing is starting to build before the commercial model is finalized. Engineering leaders are often pulled into building billing logic too early, before the product or sales team has fully defined the pricing model. That's how you end up with rework, edge-case bugs and abandoned checkout flows.

Upfront clarity is needed on three things:

1. **How the customer pays** - flat, usage, per sear or some mix.
2. **What they can access or trigger** - features, storage, limits.
3. **How and when billing happens** - real-time, batch, by region.

These decisions shape the entire backend: plan service, metering infrastructure, feature access controls logic, and the upgrade/downgrade flow.

Get them wrong and you end up re-architecting mid-sprint. Get them right, and your billing system will become a competitive asset, not a maintenance nightmare.

Align Business Model and Architecture

Once the commercial model is set, the technical design has to follow suit-tightly and deliberately. This is where many companies slip: engineering begins work on “flexible billing” before pricing is even finalised. The result is a tangle of partial features, unsupported **edge cases**[1] and last-minute hacks to unblock a sales deal.

A better approach starts with this principle:
The business model defines the rules, and the architecture enforces them.

Here is what that means in practice:

- If your product uses **usage-based pricing**, the architecture needs a scalable metering service, streaming pipelines and a real-time **billing ledger**[2].
- If you rely on **seat-based plans**, your identity system must track active users, handle role changes and support proration.
- If you plan to sell into **regulated or multi-region markets,** billing logic needs to be region-aware with tax and compliance modules built in from the start.
- If you plan to sell into regulated or multi-region markets, your billing system must be designed to follow predefined customer tax logic — ensuring the correct tax rates, rules, and compliance modules are automatically applied based on each customer’s location and profile.

There’s no single best architecture. But there is a clear rule: **your system must reflect how you charge, track, and grow accounts**. Anything less will bottleneck scale.

Upfront planning and alignment are essential

As monetization strategies evolve, system complexity naturally increases. That's expected—and it's a sign of growth. But managing that complexity requires discipline.

From an engineering perspective, thoughtful planning is essential: how you handle identity, features access controls, usage events, and tax logic must be grounded in a clear, well-understood billing model.

> **For implementation to succeed, the commercial model must fit the way your customers use and pay—and it must be clarified upfront.**
> Only then can engineering build systems that don't just function—but fuel long-term growth.

| **Up Next:** See how each business pillar translates into real technical choices—from onboarding flows to pricing logic—and why aligning early prevents scale-stage rework.

GLOBAL GROWTH. ENGINEERED.

3. Subscription + Self-Service: The Self-Reinforcing Growth Engine “Growth Flywheel”

How do the six SaaS growth pillars translate into actual product behavior? The most powerful approach is the combination of a **flexible subscription engine** and a **frictionless self-service experience**. When integrated effectively, they form a self-reinforcing system that drives predictable, scalable growth—powered by user actions, not manual processes.

When these systems are tightly coupled, three outcomes emerge:

- **Revenue Precision** – Real-time usage data streams into a metering service, enabling invoices that are accurate to the penny. This eliminates leakage, reduces billing disputes, and avoids the need for costly rebuilds.
- **Low-Friction Expansion** – Add-ons are discovered natively within the product interface. Users click “upgrade,” and the plan catalogue updates instantly—no sales involvement, no developer handoffs.
- **Data-Driven Roadmap** – Every product interaction, overage spike, and churn signal is captured into a centralised analytics lake. These insights shape pricing strategies, feature priorities, and roadmap decisions based on real usage patterns.

Together, these components create a **closed-loop system** that continually improves itself:

1. Accurate metering ensures billing matches value delivered.
2. Revenue from precise billing funds faster product innovation.
3. Improved product experiences increase trial conversion and customer retention.
4. Expanded usage generates richer data for the next pricing or packaging iteration.

This loop doesn't require manual input to keep spinning—it's built into the architecture:

- **Usage data** flows directly into the metering service.
- **In-product discovery** enables upgrades without external workflows.
- **Analytics lakes** provide real-time visibility into pricing performance, churn risk, and expansion opportunities. More on this in chapter 7.

The result is **compounding ARR (Annual Recurring Revenue) growth**, fueled not by aggressive sales tactics, but by intelligent pricing mechanics, seamless onboarding, and a user experience that invites organic expansion.

By connecting subscription logic, product UX, and real-time analytics, your platform evolves from a billing tool into a **scalable growth engine**—driven by usage, and designed to improve with every interaction.

*|**Up Next:** Explore the architecture behind real-world billing models—and how to avoid the common trap of building before your pricing strategy is clear. Take a closer look at the tech stack behind frictionless onboarding, in-product upgrades, and data-driven roadmap planning.*

GLOBAL GROWTH. ENGINEERED.

4. Translating Strategy into Architecture: Turning Pillars into Code

Technology decisions only drive impact when they are grounded in business outcomes. The leap from strategy to implementation requires more than tools—it demands **deliberate mapping between architecture and growth metrics**.

fram^ brought this principle to life by translating the six SaaS growth pillars into a **modular, scalable, and measurable architecture**—one that boards can point to and customers can feel. Every service, API, and UX decision was designed not just for technical elegance, but to improve **ARR, NRR, gross margin, and customer experience**.
At the core of this transformation, we applied a modular service architecture, for example:

- **Laravel microservices** manage plan configurations, flexible billing logic, and Features access controls with rapid extensibility.
- **Kotlin Spring Boot** handles high-throughput metering with JVM-level performance and strong type safety.
- A **React-based self-service onboarding**[1] portal—guides users from trial to upgrade in under 30 minutes, reducing time-to-first-value across segments.

Supporting this foundation is a modern, event-driven infrastructure stack, for example:

- **Kafka on Kubernetes** for high-volume event streaming with **exactly-once billing semantics**[2].
- **PostgreSQL and Redis** for tenant-partitioned or fully siloed data storage, depending on compliance needs.
- A **GraphQL Edge Gateway** that signs every request with tenant-specific context to ensure clean isolation and observability.

While these are proven technologies, our approach remains technology-agnostic; alternatives l**ike Node.js** for microservices, **RabbitMQ** for event streaming, or **RESTful APIs** for system integration are also common depending on the business context and technical needs.

Each of these components serves a measurable purpose. This is architecture built not for aesthetics, but for outcomes—from precise invoicing to instant plan upgrades, and from onboarding velocity to cost-per-tenant control.

Sample Technology Highlights

- **Laravel (PHP):** Extensible billing APIs for plans, tax, and features access controls
- **Kotlin Spring Boot:** JVM-backed metering logic with type guarantees and Java interoperability
- **React + Tailwind:** Self-service onboarding and upgrade flows in a unified customer-facing portal
- **Kafka on Kubernetes:** High-throughput, event-based architecture with exactly-once processing
- **PostgreSQL / Redis:** Tenant-aware storage models, pooled or siloed
- **GraphQL Edge Gateway:** Secure request routing with tenant-context signing

Key Takeaways

If a system feature doesn't move a key metric—whether it's ARR, NRR, **CAC payback**[3], or gross margin—it belongs in the backlog, not in production.

|Up next: *how this architecture is organized into a* ***two-layer architecture model*** *that separates core business logic from product delivery—enabling faster iteration, stronger compliance, and long-term scalability without accumulating tech debt.*

1. **Self-Service Onboarding Portal** - A user-guided setup process that allows customers to activate product features without sales or support intervention.
2. **Exactly-Once Semantics (Kafka)** - A guarantee in event streaming that ensures each billing or usage event is processed one—and only one—time.
3. **CAC Payback Period** - The number of months it takes to recover customer acquisition costs from gross margin per customer.

5. Two-Layer Conceptual Architecture: Designed for Agility and Scale

To balance speed of delivery with long-term maintainability, the architecture was divided into two distinct layers—each with a clear purpose and measurable impact.

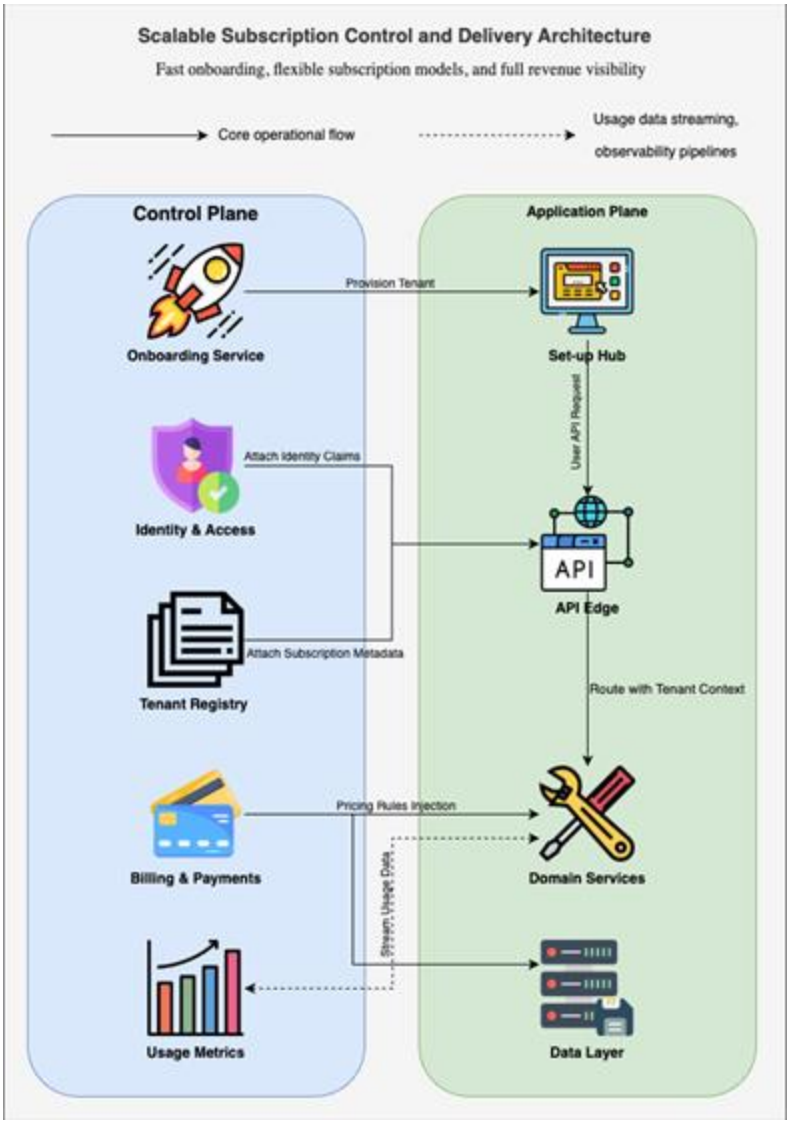

1. Business Logic Layer[1]

This is where monetization, compliance, and customer lifecycle management reside. Every business logic layer service is optimized to **grow revenue without disrupting product delivery**.

- **Onboarding Service** – e.g., A new user signs up and instantly lands in their workspace. Provisions a new tenant in under 60 seconds, accelerating time-to-first-value.
- **Identity & Access** – e.g., A user logs in with Google and sees only their company's environment. OAuth 2.0 and Single Sign-On (SSO) with tenant-scoped claims ensure secure, segmented access across environments.
- **Tenant Registry (Customer Subscription Directory)** – e.g., The system recognizes a customer is on a Premium Plan and unlocks additional features. Serves as the source of truth for customer status, plan type, and regional entitlements.
- **Billing & Payments** – e.g., A customer upgrades their subscription, and the new billing takes effect automatically. Laravel-based APIs handle plan and tax logic; integrate with PSPs[2] (payment service providers) via webhooks for seamless transaction flow.
- **Usage Metrics** – e.g., Teams monitor in real-time which features customers are using most. Streams real-time data to finance, customer success, and product teams to power forecasting, churn alerts, and feature analytics.

2. Product Delivery Layer[3]

This layer delivers the actual product experience, optimized for reliability, performance, and customer delight.

- **Domain Services –** e.g., A customer receives a prompt when approaching their storage limit. Kotlin Spring Boot microservices meter usage, manage feature flags, and enforce storage quotas.
- **API Edge –** e.g., Each upload or action by a user is securely tagged to their account for tracking. **A GraphQL gateway**[4] signs every request with tenant metadata for traceability and access control.
- **Data Layer –** e.g., An enterprise customer's database is completely isolated from others for enhanced security. Supports both partitioned and fully siloed PostgreSQL instances per tenant; Redis provides low-latency caching.
- **Front-End –** e.g., A simple Set-Up Hub that guides customers through their initial configuration after signup. The React + Tailwind "Set-Up Hub" offers intuitive onboarding and admin flows with reusable components across environments.

1. **Business Logic Layer** - The architectural layer managing business logic like identity, billing, and tenant provisioning.
2. **PSP (Payment Service Provider)** - A third-party provider that processes customer payments securely
3. **Product Delivery Layer** - The delivery layer responsible for running product features and end-user experiences.
4. **GraphQL Gateway** - A single API endpoint that consolidates multiple services and attaches contextual data (e.g., tenant ID) to every request.

3. Monetization Layer → Real-Time Billing

All usage events and features access controls flow into the billing engine, which applies pricing logic and syncs with Stripe or Adyen.

- Logic: Tiered pricing, usage-based metering, proration, and currency localization.
- Compliance: VAT OSS[1] , Strong Customer Authentication (SCA)[2], full audit trail.

4. Intelligence Loop → Instrument Everything

Billing isn't where the journey ends—it's where revenue insights begin.

- **Usage Dashboards** show real-time data on consumption, quota limits, and plan activity.
- **Churn & Growth Signals** surface early—missed payments, reduced logins, or unused features.
- **Trigger Layer** routes this data into playbooks for customer retention or pricing experiments—so teams can act before problems show up in the numbers.

Architectural Advantages

- No manual invoicing
- No guesswork on usage
- Every step—signup to invoice—is observable and automatable
- Extensible via Pricing Plan Version Control API and analytics tools

Every invoice begins with a trace.
This is monetization-as-infrastructure: fast, visible, and built to scale.

1. **Value-Added Tax One Stop Shop** - A system in the European Union that makes it easier for businesses to collect, report, and pay VAT when they sell to customers in different EU countries. Instead of registering for VAT separately in every country where they have customers, businesses can report all their EU sales in one place (through their home country's tax system) and pay the total VAT owed.
2. **SCA (Strong Customer Authentication) -** A PSD2 requirement for two-factor authentication in online payments

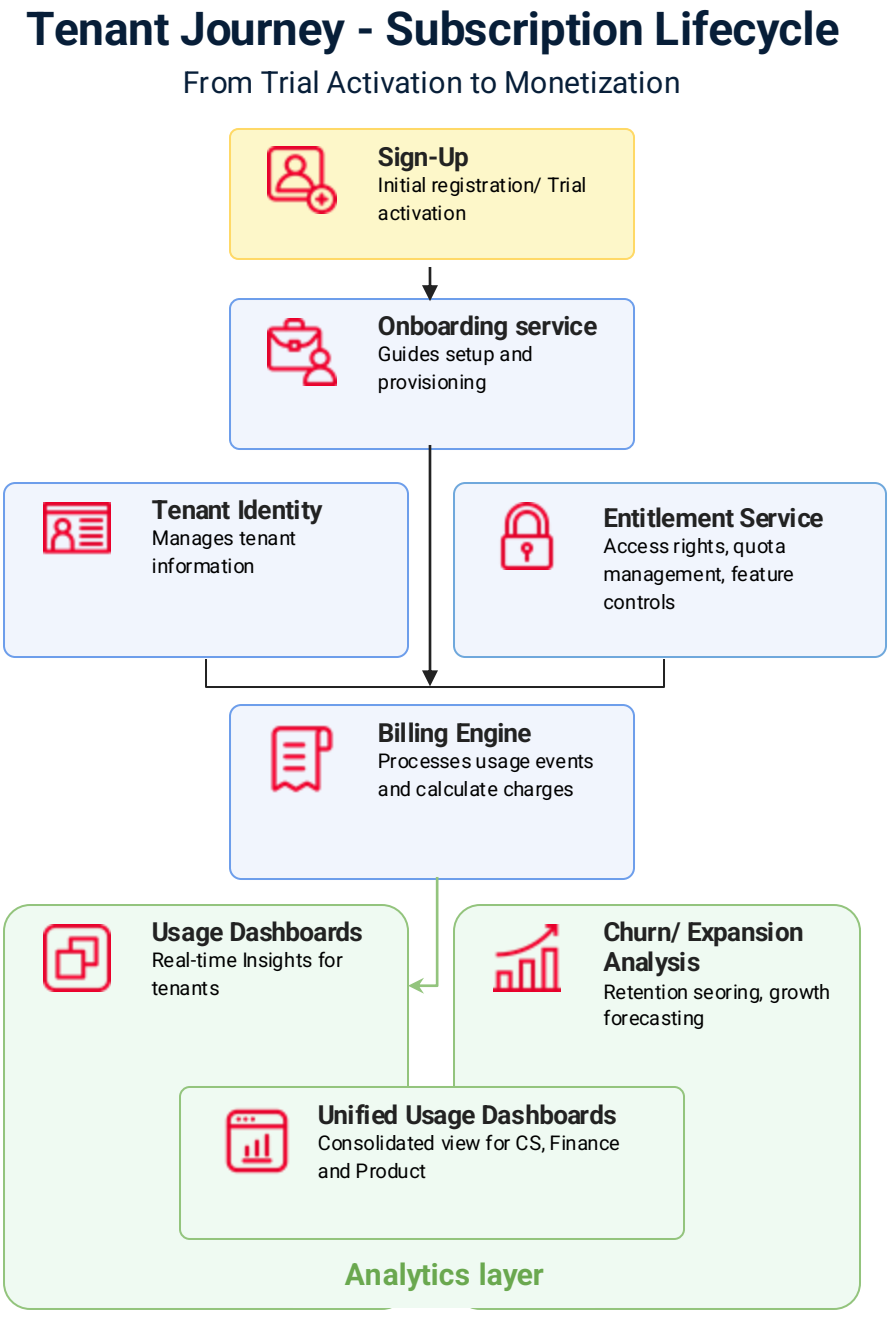

1. **Multi-tenant** - multiple tenants share infrastructure and application instances, while keeping data and configurations logically isolated

GLOBAL GROWTH. ENGINEERED.

Subscription Lifecycle (Tenant Journey)

A traceable monetization flow—from activation to ARR

In a **multi-tenant**[1] SaaS environment, billing isn't an afterthought owned by finance—it's a core part of your infrastructure. The subscription lifecycle starts the moment a tenant signs up and touches every layer of product access and revenue logic. By embedding it into the business logic layer, monetization becomes something you can track, automate, and scale—right from day one.

1. Tenant Activation → Provisioned in less than 60s

The moment a user signs up, the onboarding service provisions infrastructure, sets access permissions, and registers tenant metadata.

- Outcome: Time-to-first-value < 1 minute.
- Stack: Containerized onboarding service on EKS, tied to Customer Subscription Directory.

2. Source of Truth → Customer Subscription Directory & Features Access Controls

The Customer Subscription Directory stores plan, region, and activation status. The Feature Access Controls (Entitlements) Service maps these to access rules at the feature level.

- Controls what's visible, billable, and upgradeable.
- Feeds onboarding, feature access, and plan enforcement.

GLOBAL GROWTH. ENGINEERED.

Technology Choices: Balance Speed & Control

To support this model, we apply a modular, **outcome-driven**, and t**echnology-agnostic architecture.** The technologies listed here reflect successful past implementations, but tooling is always adapted to a client's stage, scale, and constraints. Each layer is selected for its ability to scale efficiently, integrate flexibly, and accelerate delivery without compromising stability. Depending on team maturity, latency requirements, or regulatory needs, we also work with open-source alternatives like Node.js, Go, RabbitMQ, gRPC, or REST APIs — always guided by growth and compliance objectives.

Layer	Tech Stack	Why We Picked It
Business Logic Layer - APIs	PHP Laravel	Fast to iterate with a mature plugin ecosystem for billing and tax logic.
High-Throughput Streaming	Kafka on Kubernetes	Guarantees exactly-once billing events; scales linearly with product usage.
Metering & Event Maths	Kotlin Spring Bo ot	Combines JVM-level performance with strong typing and compatibility with finance libs.
Front-End UX	React + TypeScri pt	Enables cross-team reuse across onboarding, admin, and marketing interfaces.

How It Fits Together:

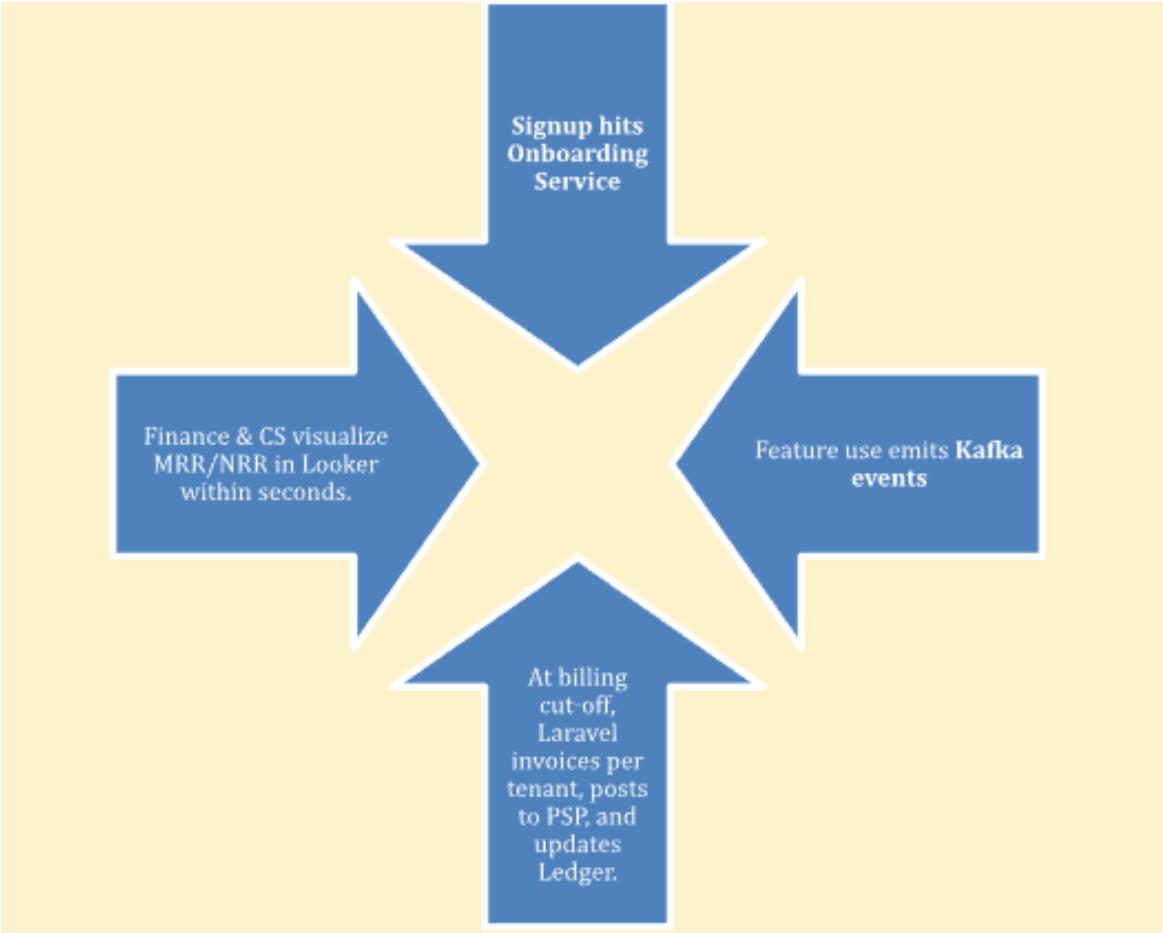

Architectural Choice	Pillar Enabled	Potential KPI Lift
Event-driven metering	Operational Efficiency	99.8 % invoice accuracy
Self-service onboarding API	Frictionless Onboarding	Time-to-First-Value < 30 minutes
Tenant-scoped data partitions	Compliance & Growth	EU & APAC audit-ready
Blue/Green Kubernetes deploys[1]	Agility	30 releases/day, **MTTR** [2]< 10 min

Where to Start: Migration Pathway for Modernization - Accelerator Template

To accelerate the shift from legacy architecture to scalable, modular subscription platform, here's a proven migration accelerator model.

These structured steps are designed to minimize downtime, ensure data integrity and maintain business continuity throughout the transition.

Migration Accelerator Template

Step	Key Tooling	Typical Duration	Success Gate
Domain Carve-Out	Event-storming workshops	~1 week	Context boundaries clearly identified
Dual-Write Enablement	Debezium + Kafka	~2 weeks	No data drift detected between source and target
Parallel Verification	Feature flag dark launch	~3 weeks	Error and alert rates remain within thresholds

1. **Blue/Green Deployment** - A release strategy that deploys new versions alongside live systems, enabling instant rollback and zero-downtime upgrades.
2. **MTTR (Mean Time to Recovery)** - The average time it takes to restore a service after a failure or deployment issue.

Step	Key Tooling	Typical Duration	Success Gate
Canary Rollout[1]	Istio-based traffic routing	~1 week	Service Level Objective (SLOs) consistently maintained
Full Cutover	Blue/green deployment	~1 day	Zero critical support ticket post-migration
Monolith Decommissio n	Terraform-driven infrastructure teardown + cost audit	~2 days	Visible reduction in infrastructure spend

Typical timeline per service domain: 8–10 weeks.

Regional Readiness: **Multi-Region Compliance Pack**
In global markets like **Singapore, the European Union, Australia, and Japan**—Where requirements such as **e-invoicing standard, multi-currency FX**, and **strict data residency laws** are mandatory—a dedicated regional compliance module is embedded directly into the business logic layer.
There are **no forks, no fragmented code lines**, just **configuration-level extensibility,** ensuring regional compliance across multiple jurisdictions without disrupting **global platform consistency**

*|**Up Next:** Learn how smart isolation models and policy-as-code workflows help you scale across markets—without losing audit-readiness or uptime guarantees.*

GLOBAL GROWTH. ENGINEERED.

6. Compliance and Tenant Isolation

What is Tenant Isolation?

Tenant Isolation is the architecture practice of securely separating each customer's data in the data warehouse, configurations and compute resources in a multi-tenant platform and ensuring that no tenant can access, impact or leak information to another tenant.

Why Tenant Isolation Matters to the Board?

For many SaaS businesses, tenant isolation has traditionally been viewed as a technical detail, an engineering decision—something handled deep in the infrastructure. But in today's landscape, where **enterprise contracts and regulated markets** demand airtight compliance, isolation becomes something much more: **a commercial prerequisite**.

When you're navigating procurement with financial institutions, healthcare providers, or the public sector, the conversation quickly shifts from features to trust - what was once a technical architecture decision becomes a **commercial gatekeeper**. Increasingly, deals hinge on a company's ability to demonstrate **data separation, regional compliance, and audit readiness—on demand**.

Board members and investors aren't asking how your Kubernetes namespaces work. They're asking:

- *Can we pass a GDPR audit without pulling engineering off the roadmap?*
- *Can we enter new regions without rewriting core services?*
- *Can we expand into finance, healthcare, or the public sector without building new systems from scratch or creating custom environments?*
- *Can we close enterprise deals without stalling on security reviews*

In this context, **isolation isn't just a security feature—it's a revenue enabler.** It determines whether you can win regulated customers, scale into new markets, and close deals faster without risking margin or compliance - and protect brand trust.

That's why we architect for **compliance-by-design**. Our approach builds isolation into the foundation—so it becomes a growth lever, not a liability.

From Technical Guardrails to Revenue Enablers

Single-tenant[1] uptime promises and enterprise RFPs now hinge on four letters: **GDPR**[2]. Add to that **PSD2**[3] (strong customer authentication), **DAC-8**[4] (cross-border tax reporting), regional mandates like **e-invoicing**, and **data spill costs that exceed most engineering budgets**—and the business case becomes clear.

A revenue-grade subscription engine treats **isolation and compliance as built-in capabilities**—not as reactive, ticket-driven tasks.

1. **Single-tenant** - each tenant runs on a separate instance for greater data separation, security, and customizability.
2. **GDPR** - General Data Protection Regulation, governing data privacy across the EU
3. **PSD2 (Payment Services Directive 2)** - An EU regulation requiring strong customer authentication and secure communication.
4. **DAC-8** - EU directive mandating cross-border tax data sharing and digital platform transparency

Different customers carry different risk profiles. A startup trial user in Berlin doesn't require the same compliance safeguards as a healthcare client in Singapore—or a regulated financial institution in Frankfurt. But if your architecture can't adapt to those differences, you'll either overspend on infrastructure or lose deals due to compliance gaps.

That's why we build flexible isolation strategies into every deployment. These models scale from cost-efficient multi-tenant environments to fully siloed enterprise-grade deployments—**based on customer needs, not manual rework.**

Model	How It Works	Best For	Trade-Off
Pool	All tenants share a schema, separated by **Row-Level Security (RLS)**[1].	Free trials, small & medium enterprises (SMEs), and low-sensitivity data.	Maximizes gross margin, but requires strong access controls.
Smart Pool	Start pooled; auto-promote to silo based on plan type, ARR, or region.	Mid-market clients with regional compliance needs (e.g., GDPR).	Some migration effort at upgrade, but automatable.
Full Silo	Each tenant has a dedicated database and Kubernetes namespace.	Enterprise, finance, healthcare, or government clients.	Higher infrastructure cost—requires automation to keep efficient.

fram^ Blueprint: Start lean. Let early-stage and low-risk customers share pooled infrastructure. But when a threshold is reached—ARR crosses a certain level, or a compliance flag is triggered (e.g., region_compliance:true)—the system automatically migrates the tenant into a dedicated, siloed environment.

No manual intervention. No downtime. No re-platforming

GLOBAL GROWTH. ENGINEERED.

Compliance-by-Design: Build Once, Scale Everywhere

In high-growth SaaS, compliance is often treated as a bolt-on—something addressed reactively, usually in the final weeks of an enterprise deal or audit cycle. This leads to fire drills, engineering distractions, and rushed, fragile fixes.

Our approach is different. We embed compliance into the architecture from the beginning, ensuring every market requirement becomes a scalable, repeatable pattern—not a blocker to growth.

These patterns are designed to flex with your customer base, your regions, and your regulatory footprint.

1. **RLS (Row-Level Security) -** A method to restrict database access to specific rows based on user context

Built-In Compliance Patterns

Requirement	How It Works	Why It Matters
GDPR/Right-to-Erasure	Asynchronous workflows erase tenant data across S3, Postgres, Redis, and event logs within 30 days. A cryptographic hash is retained for audit traceability.	Enables compliance at scale—no manual deletions, no audit panic.
PSD2 + **Strong Customer Authentication (SCA)**[1]	Laravel billing APIs proxy through PSPs with **3DS (three-domain secure)**[2] flows; tokenized card data is stored securely in **Vault or KMS (key management service)**[3].	Reduces fraud risk and ensures sales can close regulated deals across the EU.
Data Residency Toggle	A **Terraform variable**[4] routes new tenants to EU, APAC, or US clusters. The global business logic layer synchronizes state without sharing PII (Personally Identifiable Information) across borders.	Complies with regional data laws without fragmenting the platform.
Centralized Compliance Logging	Logs stream into centralized platforms (using monitoring services like Loki or CloudWatch), tagged by tenant ID and region, and made **immutable**[5] for 7+ years.	Slashes audit preparation time and supports IPO-readiness.

GLOBAL GROWTH. ENGINEERED.

Regional Compliance Packs: Designed for Global Expansion

As clients scale internationally, each new market brings new compliance requirements—local tax regimes, invoice formats, or industry-specific data controls.

Instead of managing regional branches of code, we maintain **modular compliance packs** that attach cleanly to the business logic layer. These include:

- **E-invoice schemas** (e.g., structured XML payloads, fiscal stamps, digital archives)
- **Multi-currency and FX logic** with support for HKD, EUR, USD, etc.
- **Localized data retention logic** to meet sector-specific or jurisdictional requirements

Each pack is activated by configuration—**no forking, no duplication, no extra teams**. You can enter new markets with a single flag, not a new codebase.

1. **SCA (Strong Customer Authentication) -** A PSD2 requirement for two-factor authentication in online payments
2. **3DS (3-D Secure)** - An additional layer of authentication for online card payments
3. **Vault / KMS** - Secure storage services used for tokenized data and encryption key management
4. **Terraform Variable** - A configuration setting used in infrastructure-as-code to define environment-specific behavior
5. **Immutable Logs System** - Logs that cannot be altered once written, used for audit and compliance

GLOBAL GROWTH. ENGINEERED.

From Risk Mitigation to Growth Enablement

We align technical decisions with real business impact. Every safeguard maps directly to a revenue lever:

Guardrail Implemented	Strategic Outcome
Row-Level-Security pools	↑ Gross margin – maximize efficiency for low-risk segments.
One-click Silo Upgrade	↑ Enterprise **ACV**[1] – removes blockers in security reviews.
Region-aware provisioning	↑ Expansion ARR – launch in new markets with zero rework.
30-Day Erasure SLA	↓ Audit cost – prevent fire drills during diligence or IPO prep.

In one large-scale SaaS rollout, this isolation-first model enabled the platform to serve **10,000+ customers across the EU and US**, while passing **GDPR audits on first attempt**—without diverting engineering from product delivery.

This is compliance not as overhead, but as a catalyst for growth.

1. **ACV (Annual Contract Value)** – The average annualized revenue from a contracted customer.

GLOBAL GROWTH. ENGINEERED.

Board-Level Framing: Compliance as a Strategic Enabler

Here's how these patterns translate into results leadership cares about:

What We Built	What It Enables
Erasure SLA & Tombstones	↓ Risk exposure and audit cost
SCA + tokenized payments	↑ EU deal velocity and fraud protection
Region-specific provisioning	↑ Expansion ARR in regulated markets
Immutable audit trails	↓ Legal and diligence complexity

Compliance stops being a blocker when it's built into the product. Instead of absorbing engineering time, it accelerates sales, strengthens market positioning, and future-proofs the platform.

*|**Up Next:** Discover how to turn billing, product, and infrastructure data into one unified revenue dashboard—and why it's the foundation for better pricing and retention decisions.*

GLOBAL GROWTH. ENGINEERED.

7. Observability & Revenue Intelligence

Seeing Is Scaling

You can’t optimize what you can’t see—and in a modern multi-tenant SaaS platform, that invisibility carries a cost. Every millisecond of latency, every misattributed usage event, and every delay in surfacing anomalies bleeds into monthly recurring revenue (MRR), net revenue retention (NRR), churn risks, and ultimately, company valuation.

That’s why our architecture treats observability not as an afterthought, but as a strategic layer of the platform — one that unifies product analytics, end-to-end system observability, and revenue performance into a single, actionable view.

Three Data Streams, One Revenue View

A truly scalable platform connects the dots between **how the system performs**, **how users behave**, and **how value is captured**. Here's how we align those streams into one source of truth:

Stream	Captured By	Real-Time Use	Board-Level Metric
Platform Telemetry[1]	For example: **Prometheus (scrapes)**[2], **Grafana dashboards**[3]	**Service Level Objectives (SLO)**[4] limits monitoring, auto-scaling triggers	Service level agreement (SLA) compliance, over 99.9% uptime
Usage Events	Kafka topics from Kotlin-based metering services	Billing logic, quota enforcement, Billing increments, feature gating	Invoice accuracy, Average Revenue Per User (ARPU)
Product Analytics	Segment or Snowplow JavaScript embedded in the React-based onboarding portal	Funnel tracking, feature usage heatmap	Trial-to-paid conversion rate, expansion revenue %

All three streams are pushed to an **S3-based data lake**, where they surface in **Looker**, **Power BI**, or **Metabase** as a unified **Central Revenue Intelligence Dashboard**—accessible to product, finance, customer success, and the board.

1. **Platform telemetry** - the platform automatically collecting and sending information and "reporting back" about its health, performance, and how people are using it — so teams can spot problems early and make better decisions
2. **Prometheus** - monitoring tool that automatically collects ("scrapes") data from your services — like how much memory, CPU, or bandwidth they're using — at regular intervals
3. **Grafana dashboards** - Grafana takes the data from Prometheus (and other sources) and shows it in real-time charts, graphs, and dashboards, so teams can quickly see how systems are performing
4. **SLO (Service Level Objective)** – A specific measurable goal for service reliability, like 99.9% uptime

Turning Observability into Revenue Outcomes

The goal isn't more dashboards—it's faster decisions and measurable growth. Here's how teams use this observability layer in practice:

- **Expansion Heatmaps:** Feature flags emit "clicked-but-not-entitled" signals. These trigger auto-tasks in Customer Success (CS) tools—enabling **timely, data-backed upsells** before the quarter closes.
- **Churn Prediction:** A weekly model scores tenants based on login frequency, support load, and invoice disputes. Red-flag accounts trigger **automated retention playbooks** led by CS or Account Management.
- **Dynamic Plan Tuning:** Finance teams run SQL queries on event-level data to simulate pricing curve changes. New subscription tiers are then deployed via the **Plan Service Application Programming Interface (API)** in under one sprint.
- **Cost-Per-Tenant Tracking:** Kubernetes cost data (via **Kubecost**)[1] feeds into margin dashboards, enforcing gross margin guardrails **above 70%** while still enabling aggressive growth experiments.

Observability Stack: Light but Scalable

Our recommended observability framework combines **lightweight open-source tools** with scalable cloud infrastructure to balance precision with performance:

Layer	Tooling
Collection	Open Telemetry (traces), Fluent Bit (logs), Prometheus (metrics)
Transport	Kafka (usage), Loki (logs), Tempo (traces)
Storage	Amazon S3-based lakehouse with Athena or ClickHouse
Visualisation	Grafana (ops), Looker (revenue), Metabase (CS)

1. **Kubecost** - A cost monitoring tool for Kubernetes workloads

For technical architecture diagrams, see Appendix A. But the strategic takeaway is simple:

If a performance or revenue metric can't be queried in under 60 seconds, it's not ready for the next board meeting.

What That Looks Like in Practice

In real-world deployments, we've seen this observability-first approach deliver measurable improvements in less than two quarters—without changing a line of product logic.

Metric	Pre-Migration	Post-Migration	Impact
Invoice Accuracy	~95.0%	>99% first-time-right	Reduced billing disputes and manual corrections
SLA Breach Detection	30–45 minutes	Within minutes (auto-paging)	Faster mitigation, fewer escalations
Pricing Iteration Cycle	~90 days	14-21 days	Agile monetization, faster GTM feedback loops

These improvements weren't the result of more analytics tools —they came from **integrating product usage, system health, and financial telemetry into a single schema**. That alignment between **product, platform, and commercial data into a shared schema** gave every team—from engineers to finance—a shared source of insight, enabling action within the same sprint.

GLOBAL GROWTH. ENGINEERED.

Key Takeaways

Observability isn't a cost center. It's the connective tissue between usage signals and board-level growth. When implemented intentionally, your observability stack layer becomes a **revenue engine**—transforming raw usage data into **upsells driving force, margin visibility; preventing churn; and powering faster, smarter pricing decisions and board-level decisions.**

*|**Up Next:** See how one of Europe's fastest-growing SaaS companies rebuilt its subscription architecture from the ground up. Walk through a real-world case study of how fram^ and IPS helped redesign their billing engine—transforming a monolithic stack into a modular, compliant, and revenue-accelerating system.*

GLOBAL GROWTH. ENGINEERED.

8. From Monolith to Momentum: Personio's Subscription Transformation

Phase I (2016–2017) — Scaling Pains in a Monolithic Stack

At the starting point, Personio operated on a large PHP monolith with tens of thousands of files and hundreds of engineers working in a single repository.

- **Deployment delays**: Frequent build queues on shared CI runners, with deployments often taking a long time.
- **Cost drain**: Significant infrastructure overhead, with high cloud compute costs primarily to support the monolith.
- **Impact**: Core business processes like invoicing and onboarding consumed a substantial portion of engineering capacity; long **time-to-first-value (TTFV)**[1].

1. **TTFV (Time-to-First-Value)** - The time it takes for a new user to experience meaningful value from the product after onboarding begins.

GLOBAL GROWTH. ENGINEERED.

Phase II (2017–2020) — Co-Build with fram^ + IPS

Working in close partnership, Personio and fram^ rebuilt the core subscription architecture from the ground up:

Engineering Move	What fram^ Delivered	Outcome
Microservices extraction	Over 100 services deployed across multiple containers with Kubernetes	Enabled zero-downtime deploys and release velocity
Dual Architecture	Leveraged modern frameworks for APIs and metering, enhancing performance	Reduced metering latency by significant margin
Self-Service Onboarding	Automated onboarding process using Infrastructure-as-Code	Time to first value (TTFV) is drastically reduced
Secure Payments	Integrated secure payment protocols, passing compliance audits on first attempt.	Cleared financial compliance with no remediation
Tenant Isolation	Implemented a flexible, scalable tenant model.	Secured major enterprise deal in regulated market

Phase III (2021–Today) — The Flywheel Effect

With a resilient foundation in place, the company has scaled rapidly across regions and customer segments:

- **Scale:** Over 15,000 customers served across EU, US, and APAC
- **Resilience:** Over 99% uptime with fast incident recovery
- **Efficiency:** Much less engineering effort on billing infrastructure
- **Growth:** Near-perfect revenue retention and strong private market valuation - Over 8bn+ EUR in valuation
- **Profitability:** Gross Margin improved by 16 percentage points, rising from 62% in 2016 to 78% in 2024; Annualized ARR growing more than 25× from €8M in 2016 to over €200M in 2024

What Made the Difference?

- **Business-First Architecture:** Systems designed around ARR levers, not tech novelty
- **Co-Build Execution:** fram^ took ownership of billing and compliance layers while the client's team focused on product
- **Observability from Day One from Day One: R**eal-time usage insights fueled pricing iterations and revenue optimization, not just reports
- **Modular Regional Readiness:** Compliance modules activated on demand (e.g. e-Invoice, multi-currency)

Personio's journey shows what becomes possible when subscription architecture is treated as a product lever—not just underlying infrastructure.

*|**Up Next:** Not every team needs to build from scratch. In the next chapter, we break down the three most common paths to scaling subscription infrastructure—Buy, Build, or Co-Build—and help you evaluate which approach fits your stage, team capacity, and growth ambition.*

GLOBAL GROWTH. ENGINEERED.

9. Build vs. Buy vs. Co-Build: How to Choose the Right Path for Your Subscription Engine

As SaaS companies scale, the billing stack quickly evolves from a back-office task to a board-level consideration. Subscription complexity affects not just revenue operations—it impacts engineering velocity, compliance readiness, and the company's ability to unlock new segments and geographies. The strategic question is clear: **what architecture will let us scale without slowing down?**

Most companies face a familiar fork:

- **Buy** a turnkey billing platform like Stripe Billing or Chargebee—fast to launch, becoming more restrictive as you grow.
- **Build** a bespoke billing engine in-house—full control, but high cost, resource-intensive and slow.
- **Co-Build** with a product-specialist partner—where your team focuses on the roadmap, while experts handle the subscription infrastructure.

This decision matrix compares the three paths against eight criteria that matter most to boards and executive teams evaluating readiness for scale:

Criterion	Buy (SaaS Billing)	Build In-House	Co-Build with fram^ + IPS
Speed-to-Market	Fastest – off-the-shelf APIs and UI available in days	Slowest – 9–18 months to **MVP (Minimum Viable Product)**[1]	Moderate – MVP live in 2–3 months with senior team embedded
Total Cost of Ownership (3 years)	High – usage-based fees that scale with **GMV (Gross Merchandise Value)**[2]	High – upfront capital and engineering payroll	Predictable – flat **Operating Expenditure (OPEX)**[3], shared roadmap costs
Pricing Flexibility	Limited – rigid pricing logic; extras cost more	Unlimited, but often slow to implement	Unlimited – real-time configurable through modular APIs

1. **MVP (Minimum Viable Product)** - The simplest version of a product that can be released to validate core functionality and value.
2. **GMV (Gross Merchandise Value)** - The total value of all transactions processed through a platform over a period.
3. **OPEX (Operating Expense)** - Ongoing costs required to run a business (e.g., subscriptions, salaries)

GLOBAL GROWTH. ENGINEERED.

Criterion	Buy (SaaS Billing)	Build In-House	Co-Build with fram^ + IPS
Regional Compliance (EU)	Basic VAT only	DIY compliance enablement for GDPR, PSD2, DAC-8, and e-Invoice audits — frameworks are provided, but customers retain responsibility for final audit outcomes	Pre-built compliance support packs implementation for PSD2, GDPR, and DAC-8 — modular by region and plan tier, delivered as technical enablers, with final compliance validation owned by the customer
Roadmap Control	Tied to vendor backlog and priorities	Full control, but competes with core product scope	Shared backlog – all code in your repo, with freedom to extend
Engineering Focus on Value	Low – middleware and UI work still required	Very low – billing consumes up to 40% of team capacity	High – billing, metering, and feature access controls logic handled externally
Vendor Lock-In / Exit Readiness	High – contracts and proprietary models are hard to untangle	Medium – risk of tech debt if team churns	Low – clean microservices deployed under your infrastructure, no hidden hooks
Elastic Scalability	Shared infra may throttle at scale	Depends on maturity of internal Kubernetes stack	Proven Kubernetes-based architecture, autoscaling past 10K tenants with regional load balancing

GLOBAL GROWTH. ENGINEERED.

Key Takeaways

- **Buy** is optimal for early-stage teams or prototypes with < €5M ARR and minimal regulatory pressure. But variable costs, limited roadmap control, and patchy compliance often catch up quickly with growth.
- **Build** provides full control and ensures long-term freedom but delays time-to-market and diverts engineering talent away from the core mission.
- **Co-Build** delivers a **strategic** middle path: near-enterprise speed without lock-in, full IP ownership without overheads, and a partner to handle billing complexity at scale.

A leading SaaS company co-built its subscription stack with fram^—modular, audit-ready, and adaptable to EU and APAC compliance needs. The internal team stayed focused on core features while the subscription engine was delivered in parallel, ready to scale from startup to enterprise without replatforming.

Decision Checklist

Question	**If "Yes," Lean Toward...**
Need to launch new plans in < 1 month?	Buy or Co-Build
Targeting €10M+ ARR within 24 months?	Build or Co-Build
Board expects day-one compliance (e.g., GDPR, PSD2)?	Co-Build
Engineering capacity maxed out?	Buy or Co-Build
IPO or acquisition likely within 3 years?	Build or Co-Build (avoid lock-in)

GLOBAL GROWTH. ENGINEERED.

Our Recommendation

Co-Build with fram^ if you:

- Need a production-grade billing and entitlement (feature access rights) engine within 12 months
- Want to retain full IP ownership
- Want clean, extensible code with no vendor lock-in
- Prefer to keep your engineering team focused on the features that drive growth

With the right co-build structure, your team scales faster—not wider—and exits legacy constraints without inheriting new ones. With fram^'s experienced embedded engineering squads, most clients reach MVP in a single quarter—with full IP control, clean, audit-ready compliance, and a modular base for future pricing, plan, and regional complexity.

Don't build the billing system that slows you down. Build the platform that moves you forward. **Free your team to ship the features that grow ARR!**

*|**Up Next:** Walk through a 12-month co-build playbook—from ROI audit to fully operational subscription stack—with board-level KPIs baked into every phase.*

GLOBAL GROWTH. ENGINEERED.

10. The 12-Month Co-Build Roadmap

We have created a 12-month plan to help you set up a subscription management service while ensuring that we can still deliver new features and improvements quickly. *This plan is tailored for a typical team of about 10 people, which might include a combination of 3 Frontend Engineers, 4 Backend Engineers, 1 Fullstack Engineer, 1 Product Manager, and 1 Designer.*

This roadmap turns strategy into execution. It outlines a 12-month engagement model to help scaling SaaS companies stand up a production-grade subscription engine—without pulling internal teams off their roadmap. fram^ provides the subscription expertise (billing, metering, feature access controls (entitlements), compliance), while your product team continues to focus on product features that differentiate your brand.

Each phase includes deliverables, ownership, and outcome-based KPIs designed to withstand board scrutiny and future audits. The approach is based on what worked at scale for our previous clients, and can be adapted ±2–4 weeks per phase depending on team capacity and compliance scope.

Phase	Timeframe	Primary Deliverables	Owner	Exit Gate / KPI (Industry Standard)
0. Discovery & ROI Audit	Weeks 1–2	Billing leak analysis (past 12 months), ROI model & board deck, KPI baseline (**TTV**[1], NRR, Gross Margin)	fram^ + Finance	Board green-light; ARR baseline confirmed
1. Core Billing MVP	Months 1–3	Modular billing logic (plan & tax services), metering system using event stream processing, payment gateway integration (e.g., Stripe/Adyen) with Strong Customer Authentication (SCA), infrastructure-as-code setup for tenant provisioning	fram^	Invoice Accuracy ≥ 99.5% on test (sandbox) data before production rollout
2. Self-Service Onboarding	Months 3–6	Web-based onboarding UI, Customer Subscription Directory API with access controls (e.g., **Row-Level Security**[2]), automated data purge for expired trials (14/30 days), in-app knowledge base or help widget	Joint frontend squad	Median TTFV < 30 minutes for self-serve SaaS products. (For complex B2B tools, up to < 1 day may still be acceptable.)

1. **TTV (Time-to-First-Value)** - The time it takes for a customer to realize value after onboarding
2. **RLS (Row-Level Security):** A method to restrict database access to specific rows based on user context

Phase	Timeframe	Primary Deliverables	Owner	Exit Gate / KPI (Industry Standard)
3. Regional Tax & Compliance Pack	Months 6–9	Regional tax modules (e.g., EU VAT, Asia-Pacific digital tax rules), electronic invoicing formats (e.g., e-Invoice XML, FX handling), toggle logic for single-tenant upgrades, cost-per-tenant observability dashboard	fram^ (backend) + Finance & Operations	Mock audit passed; Gross Margin ≥ 80%
4. Pricing Experiment Framework	Months 9–12	Pricing Plan Version Control API with feature flag support, churn scoring & NRR forecast model, analytics dashboards (e.g., Looker, Metabase), decommissioning of legacy billing modules	Joint data + backend squad	A/B pricing test launched; NRR trend positive

Note: Fram^ offers support to help customers use technology effectively. However, it's important to note that customers are responsible for ensuring they follow all legal requirements.

GLOBAL GROWTH. ENGINEERED.

How it could look like in practice:

Potential Roadmap



Potential RACI distribution for a cross-functional initiative - Depending on company size and structure, some responsibilities may be consolidated or reassigned:

Task	Operations/ Commercial	Product	Engineering	Finance
KPI Definition	C	A	C	R
Terraform Baseline	I	C	R/A	I
PSP Compliance	R/A	C	R	C
Onboarding UX	C	R/A	R	I
Regional Localization	C	R/A	R	I
Churn-AI Model	C	R/A	R	I

R = Responsible, A = Accountable, C = Consulted, I = Informed

GLOBAL GROWTH. ENGINEERED.

What a Successful Co-Build Unlocks in 12 months

A well-structured co-build doesn't just accelerate development—it produces measurable outcomes that matter at board level. By month 12, most clients see material gains across five areas:

- **Increased Revenue Retention** — driven by better upgrade paths, in-product expansion, and entitlement control.
- **Improved Billing Accuracy** — reducing revenue leakage, manual adjustments, and dispute handling.
- **Faster Release Cycles** — with greater stability and faster time to recover from incidents.
- **Higher Gross Margin** — through automation, smarter infrastructure usage, and better operational visibility.
- **Reduced Per-Tenant Costs** — enabling you to scale efficiently without linearly increasing spend.

These improvements compound over time—fueling expansion, improving capital efficiency, and de-risking product-led growth.

This roadmap is designed not only to modernize your stack—but to generate defensible, measurable outcomes your board will care about.

*| **Up Next:** Future-proof your monetization engine with embedded finance, predictive pricing, and frictionless feature-level expansion.*

GLOBAL GROWTH. ENGINEERED.

11. Future-Proofing SaaS Monetization

The Next Wave of Monetisation

Subscription infrastructure is not a static asset—it's a foundation. Once the core engine is humming and operating reliably, it opens the door to high-leverage monetization layers without derailing product velocity or compromising platform stability.

Over the next 24–36 months, three macro monetization strategies are shaping board-level conversations across SaaS:

1. **AI-Driven Usage Forecasting** – predictive models that anticipate value moments, overages, and infrastructure spend
2. **Embedded Finance** – turning your billing infrastructure into a margin-generating fintech layer
3. **Feature-Level Metered Billing**[1] – feature-level metering that drives expansion ARR without bloating your plan catalogue

1. **Feature-Level Metered Billing** - Granular access controls or pricing units that allow customers to unlock features or services incrementally.

GLOBAL GROWTH. ENGINEERED.

AI-Driven Usage Forecasting

From reaction to foresight—helping Finance, Product, and CS stay one step ahead.

As usage data becomes richer, it can do more than support billing—it can guide decisions. With AI-powered forecasting, you can anticipate when tenants will exceed limits, where infrastructure costs are headed, or which accounts might be ready to upgrade—or at risk of churn or primed for upsell. Instead of waiting for problems or missed opportunities, teams can act early—with precision.

These insights don't just help engineering. They give Finance and Customer Success room to act proactively, instead of catching issues on the invoice or in a support ticket. This approach empowers teams to work from the same playbook, grounded in probability, not guesswork.

Element	Details	KPI Impact (example)
Data Pipeline	Kafka → ClickHouse feature store → AutoML via SageMaker or Vertex AI	Forecast accuracy ≥ 95%
Use Cases	● Proactive overage quotes ● Cloud cost hedge alerts ● Dynamic discount windows	ARPU ↑ (Average Revenue Per User), COGS ↓ (Cost of Goods Sold)
Go-Live Checklist	✓ 12 months of historical usage events ✓ Tenant-level cost baseline ✓ Finance-approved model thresholds	Forecasting model adopted by FP&A (Financial Planning & Analysis)

|💡 **Pro Tip:** A version that quietly runs predictions and emails results to Finance/Ops for three sprints without showing anything to customers. Once the AI model is stable and accurate, you can safely expose predictions to customers. For a visual reference of the end-to-end forecasting pipeline, please see the high-level architecture diagram in Appendix B.

Embedded Finance

Turn your billing rails into a financial product platform.

Your billing infrastructure already handles trust, payments, and compliance. With minimal extension, it can also offer financial services that deepen customer reliance—and drive margin. Think salary advances at the point of payroll, or FX-margined sub-accounts that process payments. These services generate revenue through float, fees, and spread, all while enhancing the core offering. What begins as billing infrastructure evolves into a quietly compounding fintech layer. This approach transforms infrastructure used for collecting subscription payments into **net-new revenue streams**—built on capabilities you already maintain.

Offering	How It Works	Technical Dependencies	Revenue Model
Pay-on-Behalf	A pre-funded wallet handles payroll disbursements on behalf of clients	PSP (Payment Service Provider) sub-merchant APIs, internal ledger service	Forecast accuracy >≥ 90% (which is considered very good for most operational pipelines)
Salary Advance	Issue on-demand micro-loans during payroll execution	KYC (Know Your Customer) and credit scoring APIs	Origination fees, APR (Annual Percentage Rate) margins
Usage-Based Insurance	Coverage tied to active employee count or API volume	InsurTech integration + usage metering feed	Commission on premiums

| 🧠 This strategy builds margin on top of infrastructure you already operate—without requiring a separate product launch.

GLOBAL GROWTH. ENGINEERED.

Feature-Level Metered Billing

Let features sell themselves—at the moment of value.

Instead of launching a new SKU every quarter, leverage your feature access controls (entitlements) service to turn individual features into incremental revenue drivers. Feature-Level Metered Billing let you meter usage at the feature level—triggering gentle prompts when quotas are exceeded and offering one-click upgrades directly in the product, without needing to repackage plans or involve sales.

There's no disruption to your pricing structure, no negotiation cycles, and no friction for the user. Customers scale as they grow, usage becomes revenue, and value is captured naturally — at the exact point it's delivered and meet customers needs. Expansion is built into the experience, not bolted onto a contract, allowing revenue to grow in sync with actual product adoption, without disrupting packaging or slowing teams down.

Step	Technical Dependencies	Sample Tools
1	Break existing bundles into individual feature flags	LaunchDarkly / GrowthBook
2	Attach metered counters to usage events (e.g. "CVs downloaded", "Payslips issued")	Kotlin Metrics
3	Trigger in-product upgrade prompts when quota is exceeded	React + Plan-Service API
4	Auto-invoice incremental usage at month's end	Laravel Billing engine

| Result: More upsell, less overhead. Feature-based pricing unlocks **frictionless expansion** — without overwhelming sales ops or fragmenting the product catalogue.

GLOBAL GROWTH. ENGINEERED.

Platform Readiness Checklist

Before deploying these advanced monetization strategies, assess whether the foundation is in place. Each unchecked box below points to a high-impact initiative:

Readiness Question	✅ Yes / ❌ No
Can your data team query 12 months of tenant-level events in <30s?	
Are PSP and legal agreements flexible enough for embedded finance models?	
Does your feature access controls (entitlements) system support per-feature counters?	
Can pricing be updated without redeploying code?	
Are compliance automations in place for e.g., GDPR, PSD2 regulations?	

Any unchecked box marks a high-ROI initiative for the next sprint cycle.

Key Takeaways

A scalable subscription platform isn't the finish line—it's the foundation of something much bigger. When designed correctly, it becomes the launchpad for: **Predictive pricing strategies, Financial service monetization, Low-friction, high-frequency upsell mechanisms.**

This is how smart SaaS companies turn billing from a cost center into a commercial growth engine—one that continues to compound ARR long after the initial migration is complete.

*|**Up Next:** Decide where to start. We'll show you how to assess your current stack, align internal teams, and define the first three high-leverage wins.*

GLOBAL GROWTH. ENGINEERED.

12. Why fram^ & IPS Group

Nordic culture · Vietnamese dedication · Swiss precision

- fram^ began in Ho Chi Minh City in 2013 with a vision to deliver world-class engineering from Southeast Asia. By 2017, we were listed on Nasdaq First North (FRAM B) and launched multiple SaaS ventures we built in-house. In 2022, our engineering arm was separated from the investment arm and we joined IPS Solutions AG—a Swiss-headquartered software engineering group with hundreds of specialist consultants and three decades of experience in regulated, enterprise-grade systems.
- This partnership gives us dual-shore capability and broad regional depth—combining Vietnam's top engineering talent with IPS Group's delivery footprint across Switzerland, the Czech Republic, and Romania.
- Together, we offer the strategic reach and operational scale to support complex digital products from MVP to multi-region enterprise.

🗺 A Brief Timeline

Year	Milestone
2013	fram^ founded in Ho Chi Minh City, Vietnam by a team of serial entrepreneurs & activist investor
2017	Listed on Nasdaq First North (FRAM B) and launched multiple digital ventures
2022	fram^ engineering arm became part of IPS Group, expanding access to regulated markets and enterprise delivery infrastructure
Today	fram^ has delivered for 300+ clients across 18 countries, combining product innovation with platform stability

GLOBAL GROWTH. ENGINEERED.

Dual-Shore Senior Squads for Board-Level Velocity

Region	Expertise	What It Means for You
DACH / Scandinavia	Product strategists, AI consultants, solution architects, data specialists	Direct communication with European leadership teams. Proven track record in PSD2, GDPR, and ISO compliance. Trusted Microsoft Gold Partner.
Vietnam	Solution architects, senior JavaScript engineers, DevOps, QA, UX/UI designers	Continuous 24×5 delivery. Up to 3× faster time-to-market. World-class execution at a sustainable cost.

It isn't about outsourcing—it's about building cross-continental squads that work as one team, with the tools, cadence, and business context to deliver at enterprise scale.

"Building a team in Vietnam isn't about low cost but access to amazing talent. fram^ has been the perfect partner." — Patrick Palm, CEO

Proven in Subscription Scale

Real-world benchmarks from high-scale SaaS deployments

Client	Proof Point
Personio	10-year collaboration; scaled to multi billions valuation, 15k tenants, 99% NRR
[Productivity platform]	Backend supports >15,000 concurrent users per second on fram^ microservices
[Gaming SaaS platform]*	Monolith-to-microservices migration with 70%+ CI/CD test coverage

GLOBAL GROWTH. ENGINEERED.

Full-Cycle Subscription Capability

From strategy to production, we help clients design, build, and run revenue-grade infrastructure.

Stage	Deliverables	Tools & Methodology
Business Analysis	ROI model, KPI baseline, capability roadmap	Lean workshops, Agile co-discovery
Architecture Design	Multi-tenant, Kubernetes-ready, event-driven	Terraform, IaC, scalable cloud-native stack
Engineering Build	Laravel plan/tax APIs, Kotlin event metering, React Self-Service Onboarding Portal	Dual-shore Scrum in 2-week sprints
Compliance Packs	GDPR purge workflows, PSD2 SCA, HK e-Invoice module	Policy-as-Code, automated audit trails
Ongoing Ops	SRE on-call, cost-per-tenant dashboards, observability stack	Prometheus, Grafana, Kubecost

Engagement Models That Fit Your Stage

We meet you where you are—whether that's startup-stage velocity or enterprise-grade scale.

- **Dedicated Teams** – fully embedded senior squads, flat monthly cost
- **Retainer Projects** – scoped sprints with minimal commitment; ideal for product-specific workstreams
- **Migration Accelerators** – 8–10 week slices to de-risk legacy modernization, domain by domain

All engagements include full IP transfer, service-level objectives, and flexible extension pathways as your roadmap evolves.

GLOBAL GROWTH. ENGINEERED.

13. Conclusion — Your Subscription Layer Is the Valuation Lever

In SaaS, architecture doesn't just support revenue — it amplifies it.
When billing, onboarding, and compliance are designed as a unified foundation, three critical metrics move together.

The framework outlined in this paper is not a theory — it's a **proven working model, validated in live environments**, where platform design choices move key growth metrics in measurable ways:

- **Agility** — Frequent deployments with fast recovery times drive **ARR acceleration**, allowing first-year revenue to ramp faster.
- **Efficiency** — Strong margins through cost-per-tenant control ensure **gross margin strengthens** as customer volume scales.
- **Frictionless Onboarding** — Faster time-to-value and improved trial-to-paid conversion help **NRR compound**, building retention and expansion momentum.

This isn't a theory — it's a working model built to compound value over time.

But a strong architectural design alone is not enough.

The real test is whether the platform's operations can consistently deliver the speed, flexibility, and resilience needed for growth at scale.

To bridge strategy and execution, we use a practical **Readiness Scan** — a practical tool to assess if the platform is truly ready to unlock valuation growth.

Readiness for Scale — What Boards Will Ask

Before scaling aggressively, leadership teams and boards look for signs of operational maturity. The readiness scan highlights five critical checkpoints, framed as board-style questions:

- **Agility**: Can pricing changes be made without requiring a full deployment?
  (Commercial agility depends on flexible configuration, not engineering bottlenecks.)

- **Reliability**: Is invoice accuracy consistently meeting high standards e.g., >98%?
  (Billing precision protects revenue flow and builds trust.)

- **Visibility**: Can tenant-level costs be surfaced in under 60 seconds?
  (Real-time financial insight is key to margin protection and decision speed.)
  Compliance: Can GDPR data purges run fully unattended?
  (Automated compliance reduces legal and operational risks.)

- **Scalability**: Is expansion ARR driven by configuration, or blocked by code changes?
  (The ability to scale quickly depends on decoupling growth from development cycles.)

These checkpoints provide clear, actionable proof that the platform is not just designed well — it is **operating at a level that supports accelerated growth and defensible valuation**.

By addressing these areas, the scan validates that the platform is mature, compliant, and ready for accelerated growth — aligning technical operations with business strategy.

The Stakes: Why This Matters Now

A platform weak on these fundamentals doesn't just slow growth — it **leaks value with every new customer**. Pricing delays, billing errors, compliance risks, and scaling bottlenecks quietly erode both revenue and enterprise value.

In contrast, a telemetry-driven, modular subscription engine becomes a **self-reinforcing growth loop** — scaling faster, strengthening margins, and boosting retention. The opportunity is simple:
Fix subscription architecture today to create compounding leverage for tomorrow.

Next step: Schedule a 60-minute architecture consultation to map your current leakage points and size your ROI opportunity.

Or, launch a 12-month co-build phase designed to self-fund before the end of the first year.

Subscription infrastructure isn't background infrastructure — it's the growth engine that outlasts features and compounds value over time.

GLOBAL GROWTH. ENGINEERED.

Appendix A: System Overview — Event-Driven Observability and Revenue Intelligence Architecture

To operationalize observability as a revenue growth lever, not a cost center, we propose a clean, four-layer event-driven End-to-End Observability Stack.

Each layer is designed for scalability, real-time ingestion, and multi-role visibility across operations, finance, and customer success teams.

Architecture Overview

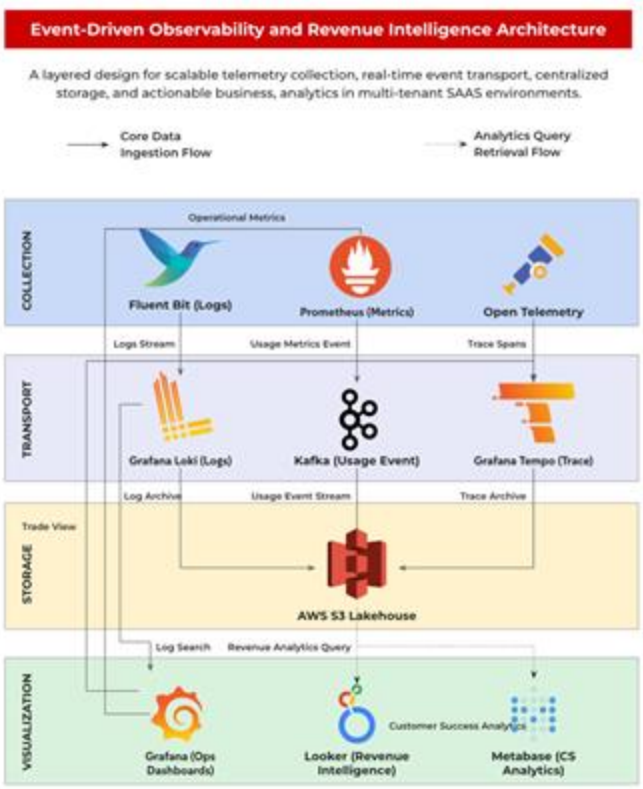

The system is structured into four mutually exclusive and collectively exhaustive layers:

Layer 1: Collection

Purpose: Capture raw operational signals (logs, metrics, traces) from across the platform without adding latency.

Source	Tool	Captured Data
Logs	Fluent Bit, ELK	Application and infrastructure logs
Metrics	Prometheus	Operational KPIs, SLO thresholds
Trace	OpenTelemetry Collector	Distributed transaction spans

Minimal footprint agents ensure no user-facing performance impact.
Focus: Freshness and coverage over early aggregation.

Layer 2: Transport

Purpose: Move collected signals efficiently to centralized storage without loss, duplication, or delay.

Signal Type	Tool	Transport Mechanism
Logs	Grafana Loki	Log Stream
Usage Events	Kafka, OpenTelemetry, Google Analytics	Real-time billing events
Trace	Grafana Tempo	Trace Archive

All event streams enforce exactly-once semantics where critical (e.g., billing events). Kafka decouples ingestion rates from storage durability, protecting against surges.

Layer 3: Storage

Purpose: Persist events in a queryable, cost-efficient, long-term lakehouse architecture.

- **Storage:** Unified Lakehouse
- **Technology:** AWS S3
- **Query Engines:** Athena, ClickHouse

S3 lakehouse ensures durable storage across usage, logs, and trace data. Data remains queryable both for ad-hoc troubleshooting and scheduled financial analysis.

Layer 4: Visualization

Purpose: Turn raw observability data into actionable insights across business and technical teams.

Audience	Tool	Primary View
Operations	Grafana	SLO dashboards, alerting
Finance	Looker	Revenue analytics, billing QA
Customer Success	Metabase	Expansion, churn prediction

Each visualization platform taps the same underlying S3 dataset, ensuring a unified truth across departments.
Dashboards are designed for sub-60-second retrieval, meeting executive reporting SLA requirements for speed and reliability.

Strategic Outcomes

Outcome	How Architecture Enables It
Invoice Accuracy	Real-time usage event capture and billing ledgering
Faster TTV	Product usage observability guides onboarding improvements
Higher NRR	Expansion heatmaps and churn risk models updated weekly
Gross Margin Control	Cost-to-serve tracking per tenant based on actual compute usage

Executive Takeaways

- **Unified Data Plane:** No more siloed systems; logs, billing, and analytics are consolidated.
- **Event-Driven First:** Push model eliminates polling delays, enabling near-real-time insights.
- **Business-Outcome Aligned:** Observability directly fuels revenue growth and margin protection.
- **Built for Growth:** Architecture scales horizontally to >10,000 tenants without rework.

GLOBAL GROWTH. ENGINEERED.

Appendix B: Event-Driven Architecture for AI-Driven Usage Analytics & Forecasting

This appendix details the technical design for the scalable ingestion, processing, and forecasting of usage events in a multi-tenant SaaS environment built entirely with AWS-native services.

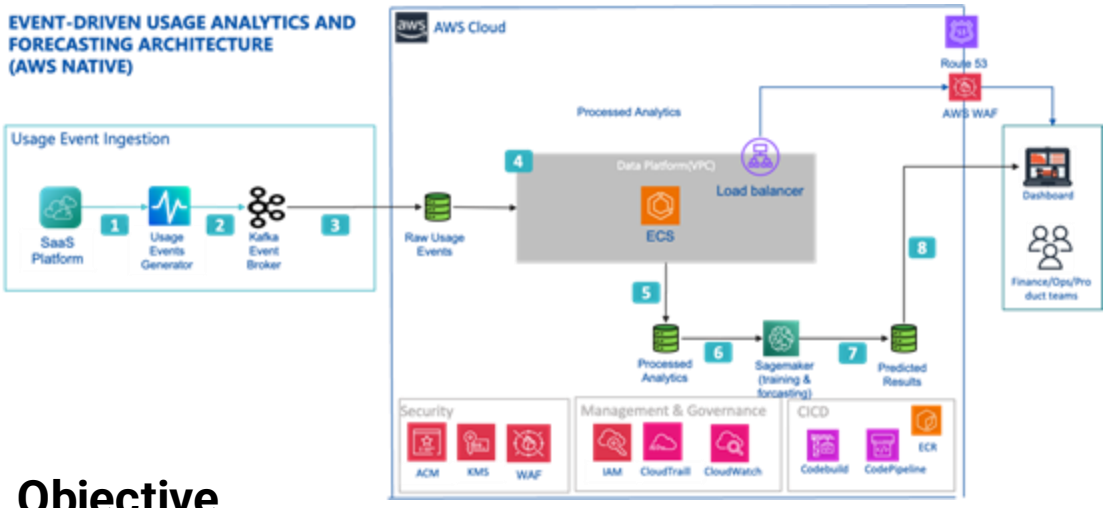

Objective

Enable Finance, Product, and Customer Success teams to:

- Predict customer expansion and churn.
- Optimize infrastructure costs.
- Drive upsell campaigns based on data, not intuition.

All while maintaining low operational overhead and high platform scalability.

Architecture Overview

The system is organized into three separate areas, each managed by different groups:

Area	Purpose
Usage Event Ingestion	Capture clean, reliable event data at scale
Analytics Processing	Structure and enrich raw usage signals
Forecasting & Delivery	Generate AI-driven forecasts and deliver insights to teams

This separation ensures modularity, operational efficiency, and clear scaling boundaries.

Step-by-Step Flow

The entire data flow contains ingestion, processing, forecasting, and delivery. Each step is optimized for speed, cost efficiency, and system resilience.

Step-by-Step Flow

The entire data flow contains ingestion, processing, forecasting, and delivery. Each step is optimized for speed, cost efficiency, and system resilience.

Step	Component	Purpose	Outcome
1	SaaS Platform	This system monitors how customers use different features in real-time.	We get immediate insights into what features are popular
2	Usage Events Generator	This tool checks and prepares the information about customer activity to ensure it follows a consistent format.	We have organized data on customer actions.
3	Kafka Event Broker	This service temporarily holds the information and manages the flow of data.	It guarantees that the data is delivered securely and without loss.
4	Raw Usage Events	Here, we save unprocessed data about customer activity.	This creates an unchangeable record that we can refer back to if needed.

Step	Component	Purpose	Outcome
5	ECS + Load Balancer (VPC)	This system cleans and enhances the data, making it ready for analysis.	We end up with structured information that can be easily searched.
6	Processed Analytics	This stores the refined usage data.	It highlights important insights that can be utilized for better AI model training.
7	SageMaker (Training & Forecasting)	This tool uses State-of-the-art (SOTA) AI model to predict future customer behavior.	We can anticipate how much customers will use the product, if they might leave, or if they will increase their usage.
8	Predicted Results	The insights generated feed into reports and dashboards.	End users receive valuable information that helps them understand customer behavior better.

Example Forecasting Use Cases

By embedding predictive forecasting directly into the event pipeline, teams unlock new strategic capabilities:

Use Case	Strategic Business Value
Predict Tenant Overages (Extra Costs from Tenants)	Helps identify opportunities to offer additional services, leading to higher ARPU
Predict Churn Risk (Clients Leaving)	Allows early engagement with customers at risk of leaving, which improves customer retention and overall revenue.
Forecast Infrastructure Spend	Enhances budget planning for expenses, helping to keep costs in check.
Dynamic Expansion Targeting	Focused Go-To-Market (GTM) plays leading to quicker sales increases and growth.

Operational Benefits

This design focuses on reducing unnecessary work while enhancing the ability of a business to respond quickly. Here are some key advantages:

- **Resilience:** Kafka helps protect downstream systems from sudden increases in traffic.
- **Elasticity:** Both Elastic Container Service (ECS) and SageMaker automatically adjust their resources based on demand.
- **Security:** End-to-end Identity and Access Management (IAM), Web Application Firewall (WAF), Key Management Service (KMS) enforcement.
- **Speed-to-Insight:** From ingestion to the dashboard in minutes.

These improvements lead to real financial benefits in areas like finance, product development, and operations.

Key Metrics to Monitor

To ensure the architecture delivers sustained value, a focused set of metrics must be monitored:

Metric	Insight
Kafka Lag Time	Health of event ingestion
Processing Latency (ECS → S3)	Data freshness for modeling
Forecast Accuracy	Trust level of predictive outputs
Cost per Event (Storage + Processing)	Infrastructure efficiency over time

Strategic Takeaways

Building a strong forecasting system for events can give your business a significant advantage:

- You can anticipate customer needs rather than just reacting to problems as they arise.
- It becomes easier to keep customers from leaving rather than accepting it as a normal occurrence.
- Instead of looking back at past performance, your financial planning can focus on predicting future trends.

In today's SaaS world, being able to forecast how your services will be used isn't just a nice-to-have; it can actually boost your revenue.

This approach helps teams in Finance, Product, and Customer Success work together using reliable data, leading to quicker and smarter decision-making.

GLOBAL GROWTH. ENGINEERED.

ACKNOWLEDGEMENTS

We would like to express our sincere appreciation to the individuals and teams whose contribute were essential to the development of this white paper:

- Author: Thea Phan - CEO, fram^ (IPS subsidiary)
- Technical Writer: Thong Trinh
- Technical Advisors: Mike Vu, Ha Pham
- Content Production Support: Linh Nguyen

Fram^ Development Team: for their deep hands-on experience and technical excellence in designing, building and scaling subscription management system across diverse SaaS environments.

This white paper is the result of collective insight drawn from real-world implementations, strategic advisory and operational best practices.

We are grateful for dedication, expertise and collaborative spirit that made this work possible.

Sources

1. How Personio Grew to $8.5B in Valuation: Breaking Down Their Marketing Funnel
2. Interview with Personio
3. Billing models: Types and their challenges
4. ChartMogul: The Best in SaaS Get to $10m ARR in 3 Years. The Next Best in About 5 Years
5. SaaS market report for October 2023: MRR growth slows to 6.2%
6. 2021 Internal Tools Developer Survey Results
7. What is revenue leakage? Here's how to detect it and prevent it

GLOBAL GROWTH. ENGINEERED.

Let‘s talk

Building a scalable subscription & billing model is about more than choosing technology—it’s about clarity and the right decisions from Day 1. In your free Consultation, IPS experts deliver clear insights into your billing challenges, provide actionable tech recommendations tailored to your business, and outline a concrete roadmap for immediate impact.

Arrange a call and let's turn your subscription & billing processes into powerful growth drivers.

sales@ips-ag.com